

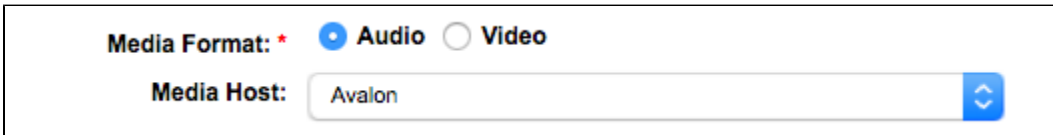
Using Avalon Items in OHMS

What's OHMS?

OHMS, the Oral History Metadata Synchronizer, is an application used to assist with transcription and indexing tasks for oral history recordings. For more information about OHMS, see the [OHMS website](#). OHMS can use a variety of different media sources for audio and video playback, including Avalon.

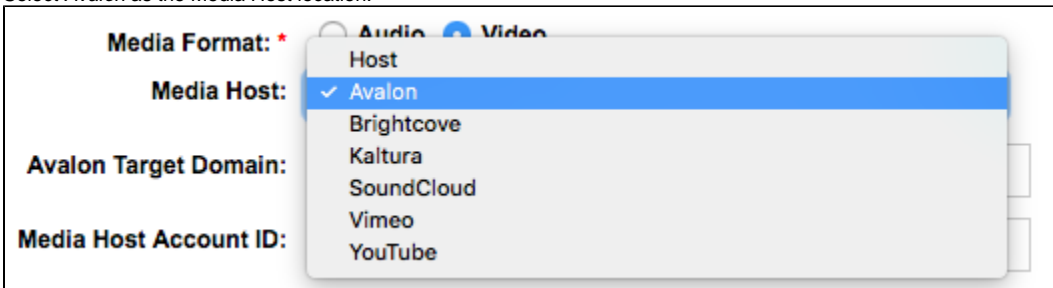
Using Avalon as a Media Source in OHMS Records

Under Media Format, select *Audio* or *Video* to match the type of content.



Media Format: * Audio Video
Media Host: Avalon

Select *Avalon* as the Media Host location.



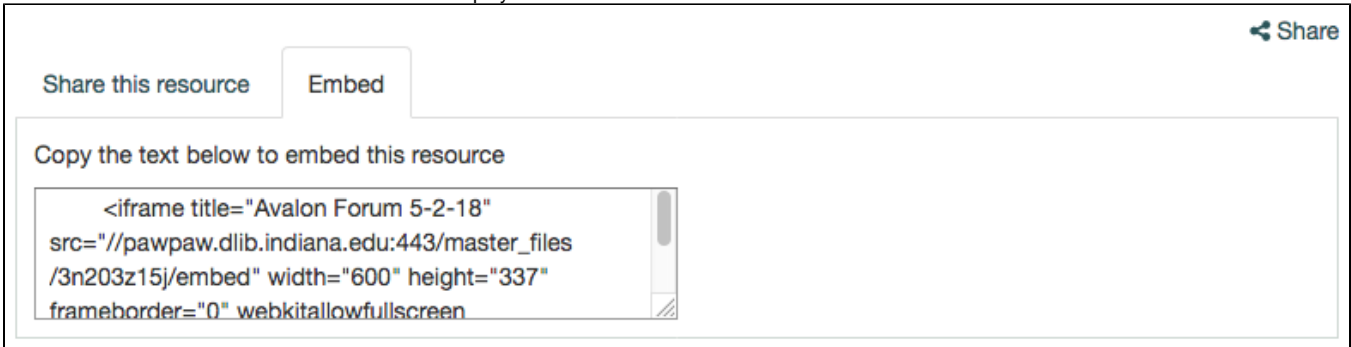
Media Format: * Audio Video
Media Host:

- Host
- ✓ Avalon
- Brightcove
- Kaltura
- SoundCloud
- Vimeo
- YouTube

Avalon Target Domain:
Media Host Account ID:

On an Avalon item page, select the section you wish to use.

Click the Share link found at the bottom of the media player and click the *Embed* tab.

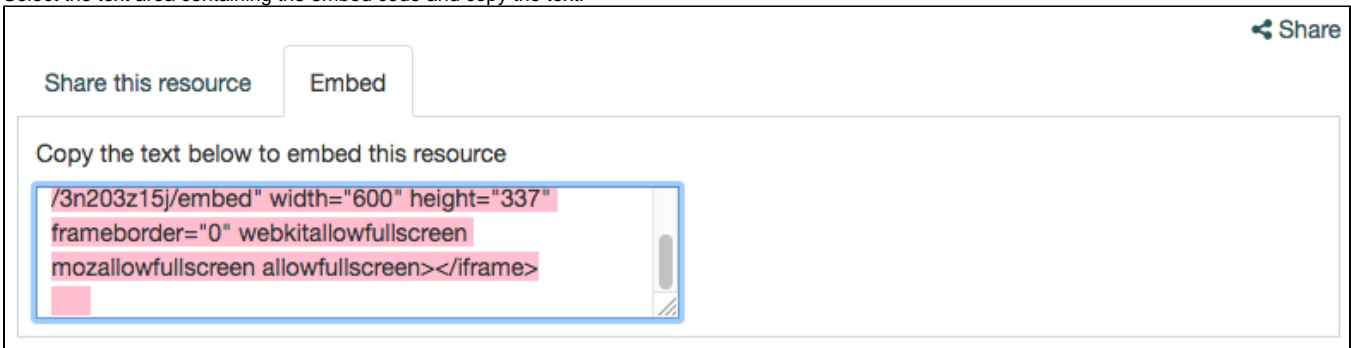


Share this resource Embed Share

Copy the text below to embed this resource

```
<iframe title="Avalon Forum 5-2-18"
src="//pawpaw.dlib.indiana.edu:443/master_files
/3n203z15j/embed" width="600" height="337"
frameborder="0" webkitallowfullscreen
```

Select the text area containing the embed code and copy the text.



Share this resource Embed Share

Copy the text below to embed this resource

```
/3n203z15j/embed" width="600" height="337"
frameborder="0" webkitallowfullscreen
mozallowfullscreen allowfullscreen></iframe>
```

Paste this text into the metadata page for the OHMS record in the *Kaltura/ SoundCloud/ Vimeo/ Avalon Embed Code* text field.

Media Format: *	<input type="radio"/> Audio <input checked="" type="radio"/> Video
Media Host:	Avalon
Avalon Target Domain:	
Media Host Account ID:	
Media Host Player ID:	
Media Host Item ID:	
Kaltura/ SoundCloud/ Vimeo/ Avalon Embed Code:	<pre><iframe title="Avalon Forum 5-2-18" src="//pawpaw.dlib.indiana.edu:443 /master_files/3n203z15j/embed" width="600" height="337" frameborder="0" webkitallowfullscreen mozallowfullscreen allowfullscreen></iframe></pre>

Save the OHMS record.

If You Use Permalinks

Avalon can be configured to create permalinks for items when the Publish action is initiated. If your Avalon instance is configured to use permalinks, follow the additional step below.

1. Add the URL scheme (http, https) to the URL in the embed code. In the image above, for example, you would need to replace '//pawpaw.dlib.indiana.edu' with '<https://pawpaw.dlib.indiana.edu>'
2. Set the Avalon Target Domain field to the URL of your Avalon instance. For example, if your permalink is <http://purl.northwestern.edu/iudl/media/fj29d8> and your Avalon instance URL is <https://media.northwestern.edu>, enter '<https://media.northwestern.edu>' into the Avalon Target Domain field.