

Copyediting

1. [Add a Copyeditor](#)
2. [Copyedit Discussions](#)
3. [Upload Final Copyedit Draft](#)
4. [Send to Production](#)

1. Add a Copyeditor

The **Copyediting** tab includes three new boxes: "*Draft Files*", "*Copyediting Discussions*", and "*Copyedited*". "**Draft Files**" holds the rough copy of the submission that has recently been put through review. Before you are able to interact with the draft file, you will need to assign a copyeditor for this submission. Go to the "**Participants**" box on the right side of the page and select the blue "*Assign*" button in the top right corner.

The screenshot shows the Copyediting interface with the following components:

- Navigation Tabs:** Submission, Review, Copyediting (active), Production. A Help icon is in the top right.
- Notification:** Assign a copyeditor using the Assign link in the Participants list.
- Draft Files:** Includes a search bar, "Upload/Select Files" button, and a list of files. One file is shown: "31-1 Author, Article 3.pdf" with "Article Text" as a preview.
- Copyediting Discussions:** Includes an "Add discussion" button and a table with columns: Name, From, Last Reply, Replies, Closed. The table is currently empty, showing "No Items".
- Copyedited:** Includes a search bar, "Upload/Select Files" button, and a list of files. The list is currently empty, showing "No Files".
- Participants Sidebar:** Includes an "Assign" button, a "Journal editor" section with a dropdown menu showing "ojsadmin iuswadmin", and an "Author" section with a dropdown menu showing "Jane Smith".

You will be asked to locate a user with the copyeditor role from within the system. Make sure you choose the correct predefined message for the stage of copyediting and inform the potential copyeditor.

Assign Participant

Help
✕

Locate a User

Copyeditor ▼

Search User By Name

Name
No Items

Choose a predefined message to use, or fill out the form below.

[ojs3wiki] Copyediting Request ▼

Message

📄 📁 **B** *I* U [🔗](#) [🔗](#) <> 🔄 📷 Upload 📤

NAME :

I would ask that you undertake the copyediting of ""The Great Starlit Vault Of Heaven": Walt Whitman's Treatment of Death Through Astronomy" for OJS 3 Wiki Journal by following these steps.

1. Click on the Submission URL below.
2. Open any files available under Draft Files and do your copyediting, while adding any Copyediting Discussions as needed.
3. Save copvedited file(s). and upload to Copvedited panel.

Powered by TinyMCE ▼

* Denotes required field

Once your copyeditor has confirmed this request, you will need to wait for them to upload their copyedited version to the page, preferably by using the "Copyediting Discussions" box.

2. Copyedit Discussions

Most of the copyediting progress will be recorded with the "Copyediting Discussions" box. Here, copyeditors can upload various drafts and have authors and section editors approve of their work. To do so, click "Add Discussion" in the upper right corner of the "Copyediting Discussions" box. Under the "Participants" heading, select which individuals you want this particular discussion to be visible to - there may be some discussions you want to keep restricted to editors as well as some in which the author needs to receive updates. After writing your message, you can also choose these discussions as a place to store and send files that are not necessarily ready for placement in the "Copyedited" box. Discussions can be an excellent way to share revisions or rough drafts.









Add discussion ✕

Participants *

- ojsadmin iuswadmin Journal editor
- ojsadmin iuswadmin Copyeditor
- Jane Smith Author

Subject *


Message *

  **B** *I* U x^2 x_2      Upload 

Here is my final copyedit of the file.

Powered by TinyMCE

Attached Files [Search](#) [Upload File](#) [Select Files](#)

 34-1 ojsadmin, Copyeditor, Article 3.pdf Article Text

** Denotes required field*

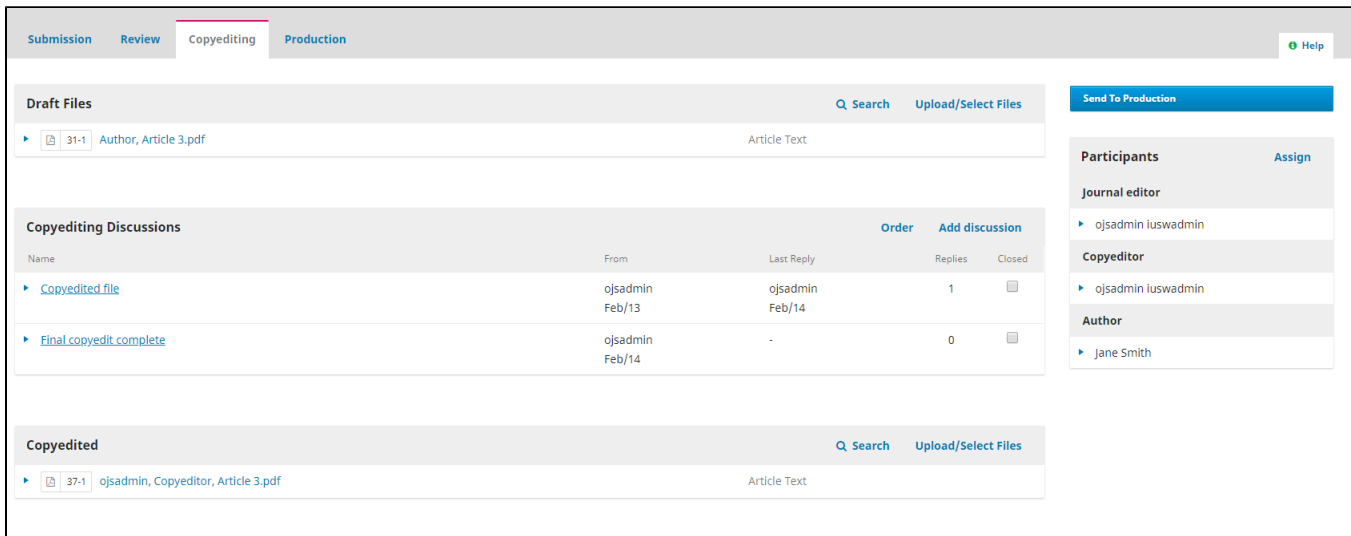
3. Final Copyedit Draft

Once the copyeditor has sent in a final copyedited draft, confirmed by both the journal/section editor as well as the author, you can upload the final draft into the central **"Copyedited"** box. Upload a file by clicking the *"Upload/Select Files"* link in the upper right corner of the box. Once the file is uploaded, you can double-check the file's information or change the file using the *"Edit"* button below the file name.



4. Send to Production

Your final page should resemble the image below, with a few discussions informing the section editor, author, and copyeditor at various stages and a final draft of the file available under **"Copyedited"**.




The **Send to Production**, located to the right of the *"Draft Files"* box, begins by asking whether or not you would like to notify the author(s) that their submission has made it to the next stage of production. Once you have decided whether or not to contact the author(s), click *"Next: Send Files for Production"*.

Send To Production ✕

Send Email

Send an email notification to the author(s): Damon Pham

Do not send an email notification



Damon Pham:

The editing of your submission, ""The Great Starlit Vault Of Heaven": Walt Whitman's Treatment of Death Through Astronomy," is complete. We are now sending it to production.

Submission URL:
<http://carbon.dlib.indiana.edu:8107/ojs3dev/index.php/ojs3wiki/authorDashboard/submission/33>

Powered by TinyMCE

Cancel

You will now be presented with two boxes that list potential files to upload to the production stage. The "Draft Files" box is included so that you can immediately move articles that don't require any copyediting straight to production after the review stage. If you went through any copyedits, your final draft should be uploaded underneath the "Copyedited" box. Be sure to check the correct file for upload, record the editorial decision, and officially move on to production.

Send To Production



Select the files you would like to forward to the Production stage.

Draft Files

Search

31-1 Author, Article 3.pdf Article Text

Copyedited

Search

37-1 ojsadmin, Copyeditor, Article 3.pdf Article Text

Record Editorial Decision

Previous: Author Notification

Cancel

Questions? Contact us at iusw@indiana.edu.